



2010

COUNCIL & UNIT PLANNING GUIDE

**PHILMONT SCOUT RANCH
HIGH ADVENTURE
DEPARTMENT
BOY SCOUTS OF AMERICA**



100 Years of Scouting

Celebrating the Adventure ☆ *Continuing the Journey*



PREFACE

This guide is designed to assist council contingents and units plan a successful Philmont adventure. Your Philmont journey has already begun and proper preparation now will result in a smoother more enjoyable Expedition.

It is important that each adult advisor become familiar with every aspect of the trip. Equally important is sharing information with participants and their parents. Philmont is not like **other** Scout camps and Philmont may not be for everyone. The stamina required to hike is much greater because of the distance, elevation changes and length of the Expedition. Every participant should understand Philmont's Risk Advisory (page 15) and be aware of potential hazards. Philmont is placing a special emphasis on physical preparation, including a revised **Health and Medical Record**. However, each group must carefully select participants that are capable of completing an Expedition. The height/weight chart on page 18 can serve as a guide to help determine who will attend.

Philmont and the Boy Scouts of America expects all participants will conduct themselves in a Scout-like manner. An estimated 22,000 participants will attend Philmont in 2010 from across the nation and several foreign countries. This provides many enriching opportunities, but also requires respect for other participants. Let the Scout Oath and Law guide the actions of your group in **all** situations.

Please read this guide carefully. Experienced advisors and new advisors will find the answers to their many questions regarding Philmont. Good luck as you continue preparing for your Expedition, we look forward to serving your group next summer.

Mark S. Anderson, Director of Program
Philmont Scout Ranch, BSA
17 Deer Run Rd.
Cimarron, NM 87714
Phone: 575-376-2281 ~ Fax: 575-376-2636
Email: mark.anderson@scouting.org

Email For General Philmont Info:
camping@philmontscoutranch.org

Website: www.scouting.org/philmont

Visit the Official Philmont Store:
www.tothoftimetraders.com

Copyright © 2009
Philmont Scout Ranch
Cimarron, New Mexico



CONTENTS



ADULT LEADERSHIP-BSA POLICY	1
YOUTH PARTICIPANTS	1
YOUTH PROTECTION	2
HAZING-INITIATIONS-DISCIPLINE	2
OTHER REQUIREMENTS	2
HEALTH AND MEDICAL RECORD	2
RELIGIOUS BELIEFS AND MEDICAL CARE	3
IMMUNIZATIONS	3
MEDICATIONS	3
FIRST AID AND CPR CERTIFICATION	3
ORGANIZE YOUR CREW	4
CREW SIZE-12 MAXIMUM-7 MINIMUM	4
CREW LEADER	4
CHAPLAIN AIDE	5
UNIFORMS	5
EXPEDITION TRAINING	5
ADVISORS KIT	5
FEE PAYMENT POLICY	6
FEE PAYMENT SCHEDULE	6
SCHOLARSHIPS	6
CONTINGENCY FUND	6
BUDGET	6
BUDGET WORKSHEET	7
RECOMMENDED PREPARATION PLAN	8,9
ARRIVAL/DEPARTURE	10
SECURITY	10
INSURANCE	10
TRANSPORTATION	11,12
PRIVATE VEHICLES	12
TOUR PERMIT	12
TOURS AND EXPEDITIONS	12
PHILMONT BUS SERVICE	12
EMERGENCY TRANSPORTATION	12
OVERNIGHT ACCOMMODATIONS IN THE PHILMONT AREA	13
PHILMONT PARENT'S RALLY	14
RISK ADVISORY	15
THE PHILMONT EXPERIENCE	15
RECOMMENDATIONS REGARDING CHRONIC ILLNESS	15-18
PHILMONT WEIGHT LIMITS FOR BACKPACKING & HIKING	18
PHYSICAL PREPARATION FOR A PHILMONT TREK	18
SUGGESTED CONDITIONING PROGRAM	19
SPECIAL FOOD NEEDS FOR ALLERGIC OR RELIGIOUS REASONS	20
KOSHER TRAIL MENU	20
PROMOTIONAL HELP	21
TRADING POST	21
PRESERVING THE PHILMONT WILDERNESS	21
PHILMONT GLOSSARY	22
SPECIAL INDIVIDUAL TREK EXPERIENCES	23-24
EQUIPMENT LISTS	25-26

PHILMONT

PHILMONT HIGH ADVENTURE EXPEDITIONS

ADULT LEADERSHIP - BSA POLICY*

The best available adult leadership should be recruited to accompany each crew. In keeping with the policy of the Boy Scouts of America, there are no gender restrictions for adult leadership at Philmont except that each Coed Venturing crew must have coed adult leaders. **Each adult must be a registered member of the Boy Scouts of America.**

Each Philmont Expedition or group must have at least two BSA registered adult advisors for Boy Scout groups, one advisor must be at least 21 years of age; the second advisor must be at least 18 years of age. **Each crew is required to have a majority of youth participants, and the maximum number of adults (over 21) is four (4) per crew.** Participants 18 through 20 years of age may be counted as youth or adult crew members.

Coed Venturing Crews are required to provide coed leadership while en route to and from Philmont and while hiking the trails of Philmont. A Coed Venturing crew must have at least one male advisor and at least one female advisor, each of whom must be at least 21 years of age. Male and female youth participants will not share the same sleeping facility. Male and female advisors are required to have separate sleeping facilities. Married couples serving as adult advisors may share the same quarters if appropriate facilities are available. Female advisors must be responsible for the female participants; male advisors must be responsible for the male participants.

When staying in tents, no youth will stay in the tent of an adult other than his or her parent or guardian.

All advisors must be physically capable of hiking and camping in Philmont's high mountains for the length of the expedition. Each advisor is expected to reflect high moral standards established by custom, traditional values and religious teaching.

Philmont recommends groups identify alternate leadership able to “step in” at the last minute in the event a leader is not able to attend. Philmont cannot provide staff to meet the BSA, two-deep leadership requirement.

* Refer to *Guide to Safe Scouting*, No. 34416, for additional adult leadership policy.

YOUTH PARTICIPANTS

2010 PHILMONT PARTICIPANTS MUST BE AT LEAST 14 YEARS OF AGE BY SEPTEMBER 1, 2010. TO AVOID DISAPPOINTMENT, PLEASE DO NOT REQUEST OR EXPECT EXCEPTIONS! REQUIREMENTS FOR PHILMONT PARTICIPATION CANNOT BE RELAXED.

In keeping with the policies of the Boy Scouts of America, rules for participation are the same for everyone without regard to race, color, national origin, age, sex or disability.

Youth must be registered members of the Boy Scouts of America, and may participate in a Philmont expedition in one of the following ways:

- As members of a chartered unit - Scout Troop, Varsity Team or Venturing Crew.
- As members of a council contingent or district contingent with required leadership. (A coed crew must consist of all registered Venturers and not be a mix of Boy Scouting and Venture Programs. It must operate under the guidelines of the Venturing Program.)
- As individuals in the Rayado Men/Women, Ranch Hands, Trail Crew Trek, ROCS. Men/Women (Roving Outdoor Conservation School), or the Order of the Arrow Trail Crew.

Unregistered guests or family members are not permitted.

YOUTH PROTECTION

All registered adults must have current BSA Youth Protection Training for participation in any national event/activity. Because of the great concern the Boy Scouts of America has for the problem of child abuse in our society, the Youth Protection program has been developed to help safeguard both our youth and adult members. Verification of Youth Protection Training is required as part of the National and Local Tour Permit process.

Published and videotaped materials have been prepared to give professionals and volunteers information on the resources available for educating our membership about child abuse - how to avoid it, how to identify it, and how to deal with it. These materials and local council training programs are designed to give parents and their children basic information that will increase their awareness and sense of personal power to assist in their own self-protection.

Youth Protection training and documentation are available in the local council or online at www.scouting.org. It is required to complete your Tour Permit application before you travel to Philmont and it can be found online at <http://www.scouting.org/filestore/pdf/4419.pdf>.

HAZING - INITIATIONS - DISCIPLINE

Any form of hazing, initiation, ridicule, or inappropriate teasing is prohibited and must not be allowed.

A WORD ABOUT CONDUCT

The Scout Oath and Law should serve as the guide in all interactions with other participants and staff. Philmont serves groups from many different backgrounds and it is important that each group respect the other. This includes coed and female crews and female staff. It is not acceptable to act in a manner which belittles, harasses or makes others uncomfortable.

Each group should develop a procedure regarding unacceptable behavior and/or conduct. The best method to accomplish this is to outline expectations before the trip, as well as consequences if a participant chooses to act in a way contrary to established guidelines. Parents/guardians must be informed of the guidelines. Remember, advisors are responsible for their participants at all times - Philmont cannot provide supervision should a participant be removed from the trail for discipline reasons, they must be sent home at their own expense. **An adult advisor will be required to come off the trail to provide supervision and assist with transportation arrangements in the event a participant is sent home.**

Philmont strongly recommends tobacco products not be used. Smoking and the use of smokeless tobacco is prohibited in all Philmont buildings, tents, vehicles and on Philmont trails. If tobacco is used it must be in designated areas.

Possession or use of alcoholic beverages or non-prescribed drugs (including marijuana) or abuse of prescribed drugs are expressly prohibited in the Philmont program. Groups or individuals found in violation of this policy will be sent home immediately as arranged with the responsible council or parent/guardian.

OTHER REQUIREMENTS

HEALTH AND MEDICAL RECORD

Every camper and advisor is required to have a medical evaluation within twelve (12) months of their participation date by a physician licensed to practice medicine. An examination conducted by a physician's assistant or a nurse practitioner will be recognized for states where they may perform physical examinations to students enrolled in public school systems. **The 2010 Philmont Health and Medical Record must be used.** **These forms will be available fall of 2009 and will be mailed to the contact person for your reservation at that time.** Advisors are to collect and hold the forms to be turned in at the Health Lodge upon arrival at Philmont. **Review each participant's medical form to be familiar with any health restrictions; that each individual – youth and adult – meet the height and weight**

participation requirements; check for parental and physician's signatures; and that a copy of participant's health insurance card is attached.

An individual should always contact the family physician first and call Philmont at 575-376-2281 if there is a question about the advisability of participation. Philmont's chief medical officer and other medical staff of the Health Lodge reserve the right to make medical decisions regarding the participation of individuals at Philmont.

The new BSA Health Form available at http://www.scouting.org/filestore/pdf/34605_Letter.pdf will not be accepted at Philmont. Only the 2010 Philmont Health and Medical Record may be used.

Each crew must bring a first aid kit. The *2010 Guidebook to Adventure* will contain a recommended first aid kit supply list. Many "over the counter" medications are available at the Tooth of Time Traders.

RELIGIOUS BELIEFS AND MEDICAL CARE

The following is the policy of the Boy Scouts of America regarding medical requirements:

Medical examinations for camp attendance are required of all campers for the protection of the entire camp group. The immunization requirement is waived for persons with religious beliefs against immunization. (Write or call Philmont for a copy of the waiver form.)

IMMUNIZATIONS

Verification is required that adequate Tetanus Immunization has been given within the last 10 years prior to arrival at Philmont. If this service must be performed at Philmont, you will be charged accordingly.

MEDICATIONS

Each participant at Philmont who has a condition requiring medication must bring an appropriate supply. The pharmacy at the Health Lodge is limited and the identical medications may not be available. In certain circumstances duplicate or even triplicate supplies of vital medications are appropriate. People with an allergy to bee, wasp or hornet sting must bring an EpiPen or equivalent with them to Philmont. Participants will be charged for maintenance medications or medications that should have been brought to Philmont and dispensed by the Health Lodge.

FIRST AID AND CPR CERTIFICATION REQUIRED (Note: THE REQUIREMENT WAS NEW IN 2008)

Philmont requires that at least **one person**, preferably two, (either an advisor or a youth participant) **in each crew be currently certified in American Red Cross Wilderness First Aid basic or the equivalent* and CPR from the American Heart Association, the American Red Cross or the equivalent.** The American Red Cross Wilderness First Aid is a sixteen hour course designed to help in situations when help is not readily available. Several hours may be required for Philmont staff to reach a remote backcountry location after a message is delivered to the nearest staffed camp. First aid and CPR training will result in proper and prompt attention being given to injuries and/or illnesses. **You must present current certification cards upon check in to verify this requirement.**

Equivalent training can be obtained from the following nationally-recognized organizations:

American Red Cross www.redcross.org

American Safety and Health Institute www.ashinstitute.org

Emergency Care and Safety Institute www.ECSInstitute.org

National Outdoor Leadership School (WMI) www.nols.edu/wmi/

National Ski Patrol – Outdoor Emergency Care www.nsp.org

Stonehealth Open Learning Opportunities (SOLO) www.soloschools.com/wfa.html

Wilderness Medical Associates (WMA) www.wildmed.com

Wilderness Medical Society (WMS) www.wms.org

Wilderness Medicine Training Center www.wildmedcenter.com

Wilderness Safety Council www.wfa.net

Wilderness Safety & Emergency Response (W.I.S.E.R.) www.wiser-wfr.com

The Boy Scouts of America and the American Red Cross have a national agreement, the primary goal of which is to help councils (with their districts and units) become self sufficient teaching Red Cross courses, including First Aid. *Wilderness First Aid Basic* is specified in the agreement. Through this agreement a local council can coordinate training of American Red Cross courses by providing BSA volunteers who are certified to instruct the course by the American Red Cross. The fees for the course taught by the BSA volunteers are dramatically reduced and include a \$5.00 administrative fee and the cost of materials. Visit with your council service center for more information about the American Red Cross National Agreement.

Philmont encourages each crew to have at least one person trained in American Red Cross Wilderness First Aid Basic or the equivalent. However, Philmont will accept the following advance levels of training and a copy of the license or certification must be shared with Philmont during the registration process:

- Wilderness First Responder
- Outdoor Emergency Care
- EMT Basic, Intermediate, or Paramedic
- Military Corpsman or Medic
- Nurse Practitioner
- Physician's Assistant
- MD or DO

ORGANIZE YOUR CREW

CREW SIZE - 12 MAXIMUM - 7 MINIMUM

The Philmont Scout Ranch is designed to be a youth experience. The maximum crew size is 12 people and the minimum crew size is 7 people, including adult Advisors. **These standards are strictly enforced. Each crew is required to have a majority of youth participants, and the maximum number of adults (21 and over) is four (4) per crew.**

Experience, as well as wilderness emergency procedures, and Leave No Trace principles have proven that a group of 7 to 12 people is the best size for a Philmont crew. The itineraries have been developed for this number. You will find handling crew chores more efficient, food distribution best and program opportunities greater. Also, keeping the crew together on the trail will be easier. Campsites are designed to comfortably accommodate a maximum of 12 campers. Crews with the maximum of twelve participants receive a special recognition, La Docena Adventurado Award.

Council contingents and other large groups should organize their crews according to hiking and camping abilities. Each crew can then choose an itinerary that corresponds to its ability, and travel at its own pace. Should something happen to one of the Advisors, adult leaders need to be prepared to move to another crew within a contingent. This may be on the same itinerary or a different itinerary.

Note: Philmont reserves the right to combine smaller crews within contingents or multi-crew groups to maximize staff resources.

CREW LEADER

A well qualified Scout or Venturer should be selected as crew leader before training begins. The crew leader is a key person for a successful Philmont expedition and the advisor must work closely with this person. The crew leader should:

- be elected by the crew.
- lead by example.
- be respected by the crew.

The crew leader responsibilities include:

- Discussing ideas with the entire crew to arrive at a consensus before taking action.
- Organizing the crew, assigning duties and making decisions.
- Choosing routes during the trek based upon the capability of the crew
- Setting up and breaking camp
- Checking that all "smellables" are properly stored
- Making sure the *Philmont Wilderness Pledge* is being upheld and that every campsite, fire pit and dish water sump is left clean.
- Guiding crew in conservation project.

CHAPLAIN AIDE

Philmont strongly recommends one crew member be asked to serve as a Chaplain Aide. Someone who has earned or is working on their religious award should be considered. The Chaplain Aide will be asked to lead daily devotionals and other appropriate religious services. A kit of worship resources including the booklet *Eagles Soaring High* will be provided for use along the trail during a training session provided upon arrival at Philmont. The Chaplain Aide will certify completion of requirements of the *Duty To God* award for each crew member. (Awards may be purchased at the Tooth of Time Traders at the conclusion of the trek.)

UNIFORMS

Philmont strongly recommends groups wear the BSA field uniform while in base camp, especially at chapel service, dinner and opening/closing programs. The uniform is also appropriate for traveling to and from Philmont.

The Philmont Tooth of Time Traders carries a variety of Scouting tee shirts and clothing. The use of Philmont Logos is permitted, provided they are manufactured by a BSA licensed vendor. You can check out the Tooth of Time Traders online at www.toothoftimetraders.com.

EXPEDITION TRAINING

To ensure the success and enjoyment of a Philmont trek, each expedition should be thoroughly trained for the trek. Each crew should conduct several backpacking trips to prepare each member physically and mentally and to mold the unit into an efficient camping crew. These activities should include hiking with full packs and training in the use of map and compass.

Each crew member must be in top physical condition to enjoy the rugged, southwest experience. Personal physical conditioning should begin **months** prior to the trek. This conditioning should include regular aerobic activity. Please review the information on pages 19-20.

ADVISOR'S KIT

Medical forms will be sent in the fall of 2009 in order to allow time for physical fitness training and conditioning. In mid-March 2010, each registered Philmont expedition Advisor will be sent a kit of materials for each crew. Included will be the *2010 Itinerary Guide*, *2010 Guidebook to Adventure (a supply for your group)*, a Philmont map, insurance pamphlet, *Tour Permit application information, crew roster and talent release form. The Expedition Advisor's kit contains all the information needed for final preparation of your Philmont expedition.

*Tour Permit applications are now available online at <http://www.scouting.org/filestore/pdf/34426.pdf>.

Please notify Philmont if a change occurs in the contact person for your Philmont Expedition. Materials and information are mailed or emailed to the contact on record.

FEE PAYMENT POLICY

The Expedition fee for 2010 is \$620.00 for each participant, youth or adult Advisors. A reservation fee of \$50.00 per participant, including adult leaders, is required to hold your arrival date. Please refer to your last financial statement for your specific payment schedule.

ALL FEES (Reservation, Advance and Balance as indicated in fee payment schedule) ARE NON-REFUNDABLE AND NON-TRANSFERABLE TO THE BALANCE OF FEES IN EVENT OF CANCELLATION. BE CAUTIOUS OF MAKING RESERVATIONS OR PAYING FEES FOR THOSE WHO HAVE NOT MADE A FINANCIAL COMMITMENT.

Philmont must commit financial resources to employ staff, purchase food and supplies, and prepare for summer operations. Participants are, therefore, also required to make a financial commitment to attend. Be conservative in making reservations to avoid losing fees due to cancellations.

Should your registration decrease by one crew or more, you will be eligible for a refund of the "Advance" or "Balance" fees if a replacement crew(s) is secured from the waiting list. The refund will be limited to the fees paid by the number of participants registered with the replacement crew. Please notify Philmont as early as possible so replacement crews can be secured.

SEND FEES TO: CAMPING REGISTRAR
 PHILMONT SCOUT RANCH
 17 DEER RUN ROAD
 CIMARRON, NM 87714

FEE PAYMENT SCHEDULE: BE SURE TO COMPLETE AND SUBMIT THE RESERVATION FORM WITH THE INITIAL FEE PAYMENT.

TRANSMITTAL NAME	AMOUNT DUE - per person			DUE DATE
	12 Day Exp.	Short Trek	Cavalcade	
<i>Reservation</i>	\$ 50.00	\$ 50.00	\$ 50.00	<i>With Reservation Form</i>
<i>Advance</i>	\$285.00	<i>½ balance</i>	\$310.00	<i>October 1, 2009 per financial statement</i>
<i>Balance</i>	\$285.00	<i>remaining bal.</i>	\$310.00	<i>March 1, 2010 per financial statement</i>
	\$620.00	<i>Based on # of days (\$54/day)</i>	\$670.00	<i>Per Person</i>

SCHOLARSHIPS

If you have young people who need financial assistance to attend Philmont, contact your local Scout service center about the availability of scholarship money. Waite Phillips established a scholarship fund in the 1960's. Income from this fund is divided between the four regions to be allocated to councils who have units participating in Philmont. The Scholarship Certification form is due from your local council in the Camping Registrar's office by January 31 of the year attending.

CONTINGENCY FUND

Groups should have a contingency fund to cover unexpected expenses such as emergency transportation or roadside repairs.

BUDGET

In establishing the actual fee for each participant, please review the budget worksheet. It is important to include all expenses.

BUDGET WORKSHEET

INDIVIDUAL COST

TOTAL COST

PHILMONT FEE

Covers all Philmont meals, tents, cooking gear, program resources, camper's insurance, leader's kits, medical care, chaplain service, use of horses and burros, Philmont patch, Crew Photo etc. All Philmont participants are charged the same fee.

\$ 620.00 Expedition
\$ 670.00 Cavalcade

\$ _____

TRANSPORTATION

Transportation costs to and from Philmont (see pages 10 thru 12). Be sure to check insurance coverage on packs and gear in transit.

MEALS AND LODGING

All meals and lodging en route to and from Philmont. (Use of military bases helps cut down expenses. Air Force and Army liaison officers can help on this.) Include gratuities and occasional "treats" along the way. See pages 13-15.

TRAINING

Meals and other incidental costs for weekend training events.

PROMOTION

Costs for promotion including production of all material, postage, etc., including hats and/or T-shirts.

EQUIPMENT- PURCHASE OR RENTAL

Include purchase or rental of any equipment or supplies required by expedition. Expeditions are required to bring backpacking stoves. (Groups traveling by plane or other public transportation must contact carriers regarding stove shipping restrictions.*) It is also recommended that crews bring water filters or purifiers.

SIDE TRIPS AND TOURS

En route to and from Philmont.

CONTINGENCY

Allowance for any contingency during trip that may require unexpected expenditures. Refund at end of trip if unused.

SUB-TOTAL

PHILMONT SCHOLARSHIP

Information about scholarships available through your local council service center. Deduct if you have a young person who receives financial assistance.

TOTAL

\$ _____

\$ _____

*Call the Dept. of Transportation Hazardous Materials Information Center at 800-467-4922, press option 1, OR access the Hazardous Materials Website at: <http://hazmat.dot.gov> Or <http://cas.faa.gov>.

A crew with two stoves and six fuel bottles can expect to pay \$30 for shipping and handling. An additional fee will be charged for each additional stove and fuel bottle combination.

(Note: update fees will be available with the mid-March mailing of the Advisors Kit.)

RECOMMENDED PREPARATION PLAN

Unit - (u), Council Contingent (cc)

WHEN	SUGGESTED ACTION	PERSON RESPONSIBLE
WINTER/ SPRING 2009	Conduct critique with a previous year's expedition advisors (cc)	_____
	Council Philmont Kick-off (cc)	_____
	Determine attendance objective for council and districts (cc)	_____
	Establish schedules for mailings, meeting, promotion (cc, u)	_____
	Confirm two deep leadership per crew with at least one alternate (cc, u)	_____
	Announce details in Council bulletin (cc)	_____
	Share Philmont plans with Camping Committee (cc)	_____
	Share Philmont plans with Unit Committee (u)	_____
	Promote Philmont at Roundtables (cc)	_____
	Collect Reservation Fee Payment from each participant (cc,u)	_____
	Transmit Reservation Fee Payment to Philmont (cc - May 1, u – Jan 31)	_____
SUMMER 2009	Continue recruiting participants if needed. (cc,u)	_____
	Continue Philmont updates in Council Bulletin noting Leadership Participation, Trip Details, Age/Grade Requirements. (cc)	_____
FALL 2009	Collect advance fee payment from each participant (cc, u)	_____
	Transmit advance fee payment to Philmont (due Oct. 1) (cc, u)	_____
	Philmont Committee meets with all selected expedition leaders and reviews plans (cc)	_____
	CONDUCT PHILMONT PARENTS' RALLY (cc, u)	_____
	Sign up 100% of quota (cc)	_____
	Share risk advisory statement with parents (cc, u)	_____
	Arrange transportation and overnight accommodations to and from Philmont (cc, u)	_____
	Make plans for training and the second parent's meeting (cc)	_____
	Receive health and medical forms from Philmont (cc, u)	_____

WHEN	SUGGESTED ACTION	PERSON RESPONSIBLE
DEC 2009/ JAN 2010	Each participant schedule medical exam - review completed medical forms prior to shakedown activities (cc, u)	_____
	Continue updating Philmont news in Council bulletin (cc)	_____
	Begin physical fitness training plan (cc, u)	_____
	Each crew conducts series of training experiences prior to arrival at Philmont (2-3 recommended); start easy and increase difficulty, with several days of camping and hiking with full packs (cc, u)	_____
	Submit Scholarship Certification Form to Philmont by Jan 31 (cc)	_____
MARCH 2010	Transmit final fee payment to Philmont by March 1. (cc, u)	_____
	Receive Advisor's Kit (mid-March) including <i>Treks - Itinerary Guide</i> , <i>Guidebook to Adventure</i> and map from Philmont (cc, u)	_____
	Continue physical fitness training. (cc, u)	_____
APRIL 2010	Complete itinerary selection process with Philmont as soon as possible, and not later than May 1. (Itineraries are booked on a first come, first served basis and many fill-up early. In 2008, 92% of crews received their first or second choice.)	_____
	Share accident and sickness insurance information, risk advisory statement, expedition number, Philmont address and emergency telephone number with parents. (cc, u)	_____
	Submit, or complete online, a tour permit application through council (cc, u)	_____
	Continue physical fitness training. (cc, u)	_____
MAY 2010	Complete details-confirm travel plans in writing (cc, u)	_____
	Return <i>Arrival Plans</i> card (inside cover of <i>2010 Itinerary Guide</i>)	_____
	Prepare and release "Story" to news media (cc, u)	_____
	Continue physical fitness training. (cc, u)	_____
JUNE - JULY - AUGUST 2010	This year's expedition is all set to go! (cc, u)	_____
	Bring to Philmont: completed Philmont Health and Medical Records w/proper signatures and copy of insurance card, first aid/CPR verification, approved tour permit, itinerary confirmation card, completed crew roster <u>and</u> talent release form. (cc, u)	_____
	Evaluate Philmont trek and preparations - prepare for next High Adventure experience (cc, u)	_____
SEP 2010	Follow-up event: Family program to share photos and stories	_____

ARRIVAL / DEPARTURE

Please do not arrive early or depart late unless required by airline or train schedules. Scheduled Expeditions will have priority for base camp accommodations over groups arriving early or departing late. Philmont recommends groups utilize other alternatives if travel arrangements require arriving or departing other than scheduled dates (see pages 11 – 13). All early arrivals/late departures will be assigned trail tents for lodging unless platform tent space is available. (Note: Platform space is very limited and is not released for early/late groups until late in the day. Please plan to stay in trail tents.) The charge for additional meals is \$5 per person/per meal and extra lodging is \$6 per person/per night if you use your own tents or \$10 per person/per night if you use Philmont tents. **YOU MUST WRITE OR EMAIL PHILMONT REQUESTING APPROVAL IN ADVANCE IF YOUR TRAVEL ITINERARY REQUIRES A LAYOVER. All approved layovers are limited to one night.**

Your expedition begins with lunch on your arrival day (Day 1), you're off the trail on Day 12, and depart Philmont after breakfast on Day 13. The Philmont fee covers 36 meals and 12 nights lodging, staff and program supplies. Prorating for missed meals is not available.

Many months of planning lead up to your arrival at Philmont! Arrange your travel itinerary to arrive at Philmont between 8-11:00 am on your **SCHEDULED** arrival day. Early afternoon arrivals are acceptable and will still permit your crew to complete all Base Camp duties.

DO NOT PLAN TO ARRIVE EARLY OR DEPART LATE WITHOUT WRITTEN CONFIRMATION FROM PHILMONT. For example, if your Expedition # is 627-Z, your arrival date is June 27, 2010. If you are delayed en route, please notify Philmont by calling 575-376-2281 and ask for the Logistics manager.

Your arrival time will determine your first meal at Philmont. Meals are served at the following times:

TRAILBOUND CREWS: Breakfast - 6:30 a.m., Lunch - 11:30 a.m., Supper - 5:00 p.m.

HOMEBOUND CREWS: Breakfast - 7:00 a.m., Lunch - 12:15 p.m., Supper - 5:45 p.m.

Each Philmont expedition concludes after breakfast on day thirteen. On departure day, Philmont offers either a continental breakfast at 5:45 a.m. or the regular breakfast at 7:00 a.m.; indicate your preference upon check-in at Philmont. Continental breakfast will **not** be available prior to 5:45 am on the day of your departure. As a courtesy to all groups in Base Camp (homebound and trailbound), please do not plan to depart Philmont prior to 6:00 am. **Early morning departures impact the ability of everyone to obtain adequate rest.** Planning a travel tour day could allow a crew to leave Philmont at a reasonable time and position themselves closer to airports for early plane departures one day later.

SECURITY

Philmont provides crew lockers and safekeeping (vault) storage service for crews. Crew lockers (2' x 2' x 3') are available for items not needed on the trail. These lockers are limited and groups traveling by private vehicle will be required to store items in their vehicles. **Crews using crew lockers will be limited to two (2) lockers. Additional gear will be stored in a warehouse.** Safekeeping storage is available for valuables such as tickets, travelers checks, credit cards, etc. Items are sealed in envelopes and placed in the vault. Never leave valuables in tents or unattended. Philmont is not responsible for lost or stolen items.

INSURANCE

The Philmont camper fee includes insurance coverage for health, accident and sickness en route to and from home and while hiking the trails of Philmont. This policy is secondary to a family policy that might be in effect. **Name and policy number of your family policy must be noted on each medical form AND a copy of your insurance card must to be attached.** Specific information about the Camper's insurance will be included in the March 2010 Advisors Kit mailing.

TRANSPORTATION

THE ARRIVAL PLANS AND CREW INFORMATION CARD MUST BE MAILED AT LEAST 30 DAYS PRIOR TO YOUR ARRIVAL AT PHILMONT. (Card distributed in March 2010 Advisors Kits)

Traveling to and from Philmont is an important part of the "High Adventure" experience. Most contingents will find transportation the largest expense in the budget. Study the various travel options before making a final decision. Choose one that has the greatest appeal and is affordable.

Philmont participants have found public carriers to be reliable transportation to the ranch. Consult the passenger department of any of the following carriers for scheduling information and costs. Your local travel agency can also provide this service.

Philmont does not endorse any agency or vendor listed in this publication, but provides this information to assist groups in making travel and lodging arrangements.

- ❖ Airlines to Denver (270 miles from Philmont), Colorado Springs (190 miles) Pueblo (159 miles), Albuquerque (220 miles) and Amarillo (220) - obtain chartered bus directly to Philmont **OR** Greyhound Lines (800-231-2222) to Raton.
- ❖ Charter bus service arranged at home direct to Philmont.
- ❖ Amtrak Train (800-872-7245 or www.amtrak.com) to Raton - Philmont bus to/from Philmont.
- ❖ Amtrak Train to Denver - obtain charter bus directly to Philmont or Greyhound Lines (800-231-2222) to Raton - Philmont bus to/from Philmont.
- ❖ Thrifty Car Rental (800-847-4389) - 7 or 12 passenger vans available to rent from Albuquerque, based on availability.
- ❖ Advantage Rent-A-Car (Albuquerque 505-247-1066) - Rentals available.
- ❖ Grayline of Denver (800-348-6877 or www.grayline.com/denver) & Grayline of Colorado Springs (800-345-8197) daily carrier with direct service to Philmont from Denver International Airport, Denver Amtrak & Colorado Springs Airport.

Inquire from airlines reservations personnel about supplemental chartered airline services offering packaged plans with reduced group rates.

Travel companies serving Philmont include the following: (For an updated list with additional information to this listing, email camping@philmontscoutranch.org.)

- **A Charter Company** (800-366-9024 or acccharter@msn.com) Web: www.achartercompany.com charter service from Denver International Airport.
- **A Great Way To Charter, Tour & Travel** (866-466-8792 or charters@agreatwaytogo.com) Web: www.agreatwaytogo.com
- **American Tour Bus Company** (505-342-2303 or americantoursinc@email.com) charter service from Albuquerque. Web: www.americantoursinc.com. (Can also contact by fax: 505-342-2304.)
- **Blue Sky Adventures** (877-225-8375) charter service from Albuquerque, Denver or Colorado Springs. Web: www.blueskyadventures.net
- **Faust's Transportation** (505-758-3410) charter service from Albuquerque.
- **Follow The Sun, Inc.** (866-428-4786 or info@ftstours.com), charter service from Albuquerque. Web: www.ftstours.com
- **Global Transportation** (303-298-1585 or info@globaltransportation.us) charter service from Colorado. Web: www.globaltransportation.us
- **Gray Line** of Colorado Springs (800-345-8197 or joanie@coloradograyline.com) provides transfer services to/from Philmont for groups or individuals from Colorado Springs Airport.
- **Gray Line** of Denver (800-348-6877 or www.grayline.com/denver) provides daily transfer services to/from Philmont for groups or individuals from Denver International Airport and Denver Amtrak.
- **Greyhound Charter Services** (800-454-2487) Web: www.greyhound.com
- **Herrera Coaches, Inc.**, (505-242-1108, fax: 505-242-1125) Web: www.herreracoach.com

- **Leading The Way Tours, Inc.** (866-696-5073 or Christine@leadingthewaytours.com) charter services from Colorado Springs, Denver or Albuquerque. Web: www.leadingthewaytours.com
- **Main Event Transportation** (888-881-2819) from Albuquerque. Web: www.ScoutTransport.com
- **NewMexiTour** (888-355-8687 or newmexitour@yahoo.com) from Albuquerque. Web: www.newmexitour.com.
- **Pacesetter** (800-877-6001 or sales@pacesetterbus.com) provides service from Denver (airport or Amtrak) and Colorado Springs.
- **Ramblin' Express** (800-772-6254 or 719-590-8687, info@ramblinexpress.com) service in the Rocky Mountain region. Web: www.ramblinexpress.com

PRIVATE VEHICLES

This method of transportation should be used only with full assurance vehicles are safe and drivers are reliable. Make sure there is adequate insurance coverage for each vehicle. Adhere rigidly to the Tour Permit requirements. Philmont is not responsible for vehicles parked in parking areas.

TOUR PERMIT

A Local Tour Permit is needed for tours of **less than 500 miles**. To get one you must fill out a Local Tour Permit Application, No. 34426. It is approved by your local council and a portion of it detached and sent to you as your permit.

A National Tour Permit is needed for tours of **500 or more miles** or that cross national boundaries and into the territory of other nations. To get one you must fill out a National Tour Permit Application online at <http://www.scouting.org/filestore/pdf/34426.pdf>. In addition to local council approval, this application must be sent to the regional service center of the Boy Scouts of America. Upon approval, the permit is issued to you. Please use a current tour permit form.

NOTE: Youth Protection Training, Weather Hazard Training and BSA Registration are verified by submitting a tour permit application.

A tour group must have its permit in its possession at all times and must display it when requested by Scout officials or other authorized persons. All reservations by a tour group for overnight group camping on council properties and military bases will be subject to the presentation of a tour permit on arrival.

Groups are encouraged to secure the signatures of these authorized persons on the front of the national tour permit as indications of satisfactory experiences at various stopping points. **Philmont reviews the tour permit upon arrival at the registration office.**

TOURS AND EXPEDITIONS

This brochure, No. 33737, is a useful reference book for planning your trip to Philmont. It is available at your local council service center.

PHILMONT BUS SERVICE

Philmont provides round trip bus transportation from the bus and train stations in Raton, New Mexico, at a cost of \$45 per person. The cost of round trip bus transportation from Cimarron is \$10 per person. Amtrak passengers arriving from either the east or west coast should plan to eat in Raton. Philmont buses are scheduled upon receipt of the "Arrival Plans" card included in the *Treks 2010 Itinerary Guide* distributed in mid-March. (The fees for Philmont bus service are subject to change. Corrected costs, if applicable, will be included in the March 2010 Advisor Kit.)

EMERGENCY TRANSPORTATION

Philmont will assist with transportation arrangements when a family emergency (death or serious illness) occurs during an Expedition requiring a participant to return home or if a participant must return home for medical reasons. Participants will be required to reimburse Philmont for any transportation services provided, including transportation to a required airport.

OVERNIGHT ACCOMMODATIONS IN THE PHILMONT AREA

Contact by email camping@philmontscoutranch.org for an updated list of all locations that offer low cost overnight accommodations for groups traveling to Philmont. Contact locations directly to make a reservation or seek specific information.

LODGING IN AND AROUND CIMARRON, NEW MEXICO

Phone No.	Agency and Address	Location	Miles to Philmont
575-377-6271	Cimarron Canyon State Park PO Box 185 Eagle Nest NM 87718 Web: www.nmparks.com	Ute Park, NM	20 Miles
575-445-3382	New Mexico Army National Guard Detachment 1, 1115 Transportation Co. HCR 62, Box 20 Raton NM 87740	SW of Raton, NM	35 Miles
575-483-3600 or 575-483-3603	New Mexico Army National Guard Attn: Administrative Officer P.O. Box 457 Springer NM 87747	West of Springer, NM	25 Miles
575-445-3615	NRA Whittington Center P.O. Box 700 Raton NM 87740 Email: info@nrawc.org Web: www.nrawc.org	10 mi. SW of Raton on Highway 64	40 Miles
575-376-2343	Ponil Campground 31006 U.S. Highway 64 Cimarron NM 87714	Cimarron, NM	6 Miles
575-445-5607	Sugarite Canyon State Park HCR 63, Box 386 Raton NM 87740 Email: rdye@state.nm.us Web: www.nmparks.com	Raton, NM	55 Miles
575-376-2268	Cimarron Inn & RV Park	Cimarron	5 miles
575-376-2664	St. James Hotel	Cimarron	4 miles
575-376-2336	Canyon Inn	Cimarron	5.5 miles
575-376-2246	Casa Del Gavilan Bed & Breakfast	South of Philmont	2 mi S. Camping Hdqtrs
Additional Friends of Philmont:			
719-384-4411	Koshare Indian Museum 115 West 18th Street P.O. Box 580 La Junta, CO 81050 Web: www.kosharehistory.org	La Junta, CO	150 miles
806-335-3175	Kwahadi Museum of the American Indian 9151 I - 40 East, POB 32125 Amarillo TX 79120 Email: kwahadi@sbcglobal.net Web: www.kwahadi.com	Amarillo CO	238 Miles

While traveling across America, visit the National Scouting Museum, Official Museum of the Boy Scouts of America. It is centrally located in Irving, Texas, in the heart of the Dallas-Ft. Worth metropolitan area. Phone numbers: 800-303-3047 OR 972-580-2100 Web: www.bsamuseum.org

Philmont Parent's Rally

A SUGGESTED PROGRAM FOR EARLY FALL

PURPOSE OF MEETING

- To acquaint parents and youth with Philmont and the risk advisory (included in this booklet).
- To share with them the calendar of events leading up to departure for Philmont.
- To inform them of procedures regarding payment of fees, Philmont medical forms, equipment needs, travel itinerary to and from Philmont, age requirement.
- Introduce Expedition Leadership.
- Introduce a physical fitness program.

Opening

Philmont maps posted on wall with photos of previous trips.

Table with snapshots, souvenirs, mementos from Philmont, etc.

Display personal equipment needed and have a backpacking demonstration.

Meeting

Welcome and introductions

What is Philmont?

A talk by a youth or advisor who has been to Philmont and slides of previous expeditions, Philmont's DVD presentation, "Keys to A Successful Wilderness Adventure" or VCR Presentation, "Introduction to the National High Adventure Bases"(available from council office or Philmont's Tooth of Time Traders, www.toothoftimetraders.com). Keep this fast-paced and limited to 30 minutes.

Administrative details

Explain budget and items within budget (use flip chart or hand-outs).

Reminder of fee payments - emphasize deadline dates.

Travel plans - instructions

Uniform

Pack - for those items needed at Philmont. Mention rental opportunity of a pack and frame at Philmont for those who do not want to invest in equipment.

Small carrying bag for items essential while traveling.

Boots for hiking, comfortable and well broken in.

Guide for spending money - how much?

Review organization of crews.

Review plans for shakedown hike and camp.

Physical Preparation

Read and distribute copies of risk advisory to parents. (Page 15)

Philmont medical forms

Weight Guidelines

Fitness Program

Review plan for team building and smooth communication

Distribute application forms if needed and collect fees

Question and answer period.

Closing

Philmont Hymn suggested.

NOTE: Additional organization meetings may be necessary.

Suggestions for Subsequent Meetings:

Plan a cookout using dehydrated and freeze-dried menus and invite parents. Review additional fitness suggestions.

ATTENTION ADVISOR!
COPY AND DISTRIBUTE PAGES 15, 16, 17, 18
TO EACH PARTICIPANT AND THEIR PARENT(S) or GUARDIAN(S)

RISK ADVISORY

The Health Lodge Task Force will meet at the conclusion of the 2009 summer season and review all health information. Any changes will be included in the 2010 Philmont Health & Medical Record that will be mailed to you in the fall of '09 and will apply to all participants for 2010.

Philmont has an excellent health and safety record with over 880,000 adults and young people having attended since 1938. Philmont strives to minimize risks to participants and advisors by emphasizing proper safety precautions. Most participants in Philmont programs do not experience injuries because they are prepared, are conscious of risks, and take safety precautions. If you decide to attend Philmont, you should be physically fit, have proper clothing and equipment, be willing to follow instructions and work as a team with your crew and take responsibility for your own health and safety. For further information please thoroughly read the *Guidebook to Adventure*. Like other wilderness areas, Philmont is not risk free and you should be prepared to listen to safety instructions carefully, follow directions and take appropriate steps to safeguard yourself and others.

Parents, guardians and potential participants in Philmont programs are advised that journeying to and from Philmont, and one's stay at Philmont, can involve exposure to accident, illness, and/or injury associated with a high elevation, physically demanding, high adventure program in a remote mountainous area. Campers may be exposed to occasional severe weather conditions such as lightning, hail, flash floods and heat. Other potential problems include: injuries from tripping and falling, motor vehicle accidents, worsening of underlying medical conditions such as diabetes or asthma, heart attacks, heat exhaustion and falls from horses.

Philmont's trails are steep and rocky. Wild animals such as bears, rattlesnakes and mountain lions are native and usually present little danger if proper precautions are taken. Please refer to the *Guidebook to Adventure*, speak with previous Philmont participants, or call Philmont for further information concerning risks and measures which can be taken to avoid accidents. Philmont has staff trained in first aid, CPR and accident prevention, and is prepared to assist in recognizing, reacting, and responding to accidents, injuries and illnesses. Each crew is also required to have at least one member trained in wilderness first aid and CPR. Medical and search and rescue services are provided by Philmont in response to an accident or emergency. However, response times can be affected by location, weather or other emergencies and could be delayed six (6) or more hours.

Philmont trail food is, by necessity, a high carbohydrate, high caloric diet. The trail food is high in wheat, milk products, sugar and corn syrup, and artificial coloring/flavoring. Most dinner meals contain meat. If participant has a problem with the diet described above, contact Philmont for a copy of the trail menu and ingredients and plan to send supplemental food. Philmont will deliver supplemental food to the appropriate pickup places.

THE PHILMONT TREK EXPERIENCE

A Philmont trek is physically, mentally and emotionally demanding. Each participant must be able to carry a 35 to 50 lb. pack while hiking 5 to 12 miles per day in an isolated mountain wilderness, ranging from 6,500 to 12,500 feet in elevation. Climatic conditions include temperatures from 30 to 90 degrees F, low humidity (10-30%) and frequent, sometimes severe, afternoon thunderstorms. Activities include horseback riding, rock climbing and rappelling, challenge events, pole climbing, black powder shooting, 12 gauge trap shooting, .30-06 shooting, trail building, mountain biking and other activities that may have potential for injury. Philmont strives to minimize risks to participants and advisors by emphasizing proper safety precautions. Refer to the *Guidebook to Adventure* for specific information. Philmont staff instruct participants in safety measures to be followed. Each participant and crew is expected to follow these safety measures and to accept responsibility for the health and safety of each of its members.

RECOMMENDATIONS REGARDING CHRONIC ILLNESSES

Philmont requires that this information be shared with the parent(s) or guardian(s) and examining physician of every participant. Philmont does not have facilities for extended care or treatment, therefore, participants who cannot meet these requirements will be sent home at their expense.

CARDIAC OR CARDIOVASCULAR DISEASE

Adults who have had any of the following should undergo a thorough evaluation by a physician before considering participation at Philmont.

1. Angina (chest pain caused by blocked blood vessels or coming from the heart)
2. Myocardial infarction (heart attack)
3. Heart surgery or heart catheterization (including angioplasty to treat blocked blood vessels, balloon dilation or stents).
4. Stroke or transient ischemic attacks (TIA's)
5. Claudication (leg pain with exercise caused by hardening of the arteries)
6. Family history of heart disease or a family member who died unexpectedly before age 50
7. Diabetes
8. Smoking and/or Excessive Weight

Youths who have congenital heart disease or acquired heart disease such as rheumatic fever, Kawasaki's disease or mitral valve prolapse should undergo thorough evaluation by a physician before considering participating at Philmont.

The altitude at Philmont and the physical exertion involved may precipitate either a heart attack or stroke in susceptible persons. Participants with a history of any of the first seven (7) conditions listed above should have a physician supervised stress test. More extensive testing (e.g. nuclear stress test) is recommended for participants who have coronary heart disease. Even if the stress test is normal, the results of testing done at lower elevations and without the backpacks carried at Philmont do not guarantee safety. If the test results are abnormal, the individual is advised not to participate.

HYPERTENSION (HIGH BLOOD PRESSURE)

The combination of stress and altitude appears to cause significant increase in blood pressure in some individuals attending Philmont. Occasionally hypertension reaches such a level that it is no longer safe to engage in strenuous activity. Hypertension can increase the risk of having a stroke, developing altitude sickness, or angina. Participants coming to Philmont should have a normal blood pressure (less than 140/90). Persons with significant hypertension (greater than 140/90) should be treated and controlled before coming to Philmont, and should continue on medications while at Philmont. The goal of treatment should be to lower the blood pressure to normal. It is the experience of the Philmont medical staff that such individuals often develop significant hypertension when they arrive at Philmont. Participants already on antihypertensive therapy with normal blood pressures should continue on medications. Diuretic therapy to control hypertension is not recommended because of the risks of dehydration which exist with strenuous activity at high altitude and low humidity. Each participant who is 18 years of age or older will have his or her blood pressure checked at Philmont. Those individuals with a blood pressure consistently greater than 160/100 at Philmont will be kept off the trail until their blood pressure decreases.

INSULIN DEPENDENT DIABETES MELLITUS

Exercise and the type of food eaten affect insulin requirements. Any individual with insulin-dependent diabetes mellitus should be able to monitor personal blood glucose and to know how to adjust insulin doses based on these factors. The diabetic person also should know how to give a self injection. Both the diabetic person and one other person in the group should be able to recognize indications of excessively high blood sugar (hyperglycemia or diabetic ketoacidosis) and to recognize indications of excessively low blood sugar (hypoglycemia). The diabetic person and one other individual should know the appropriate initial responses for these conditions. It is recommended that the diabetic person and one other individual carry insulin on the trek (in case of accident) and that a third vial be kept at the Health Lodge for backup. Bring a small insulated container for your insulin. Bring enough testing equipment and supplies for your trip and trek. Extras are usually needed.

An insulin dependent diabetic who has been newly diagnosed (within last 6 months) or who has undergone a change in delivery system (e.g. insulin pump) in the last 6 months, should not attempt to participate in the strenuous activities encountered at Philmont. A diabetic person who has had frequent hospitalizations for diabetic ketoacidosis or who has had frequent problems with hypoglycemia should not participate in a trek at Philmont until better control of the diabetes has been achieved. Call Philmont at 575-376-2281 to obtain permission from the chief medical officer for individuals hospitalized within the past year.

SEIZURES (EPILEPSY)

A seizure disorder or epilepsy does not exclude an individual from participating at Philmont. However, the seizure disorder should be well controlled by medications. A minimum six month seizure-free period is considered to be adequate control. Exceptions to this guideline may be considered by Philmont's chief medical officer and will be based on the specific type of seizure and the likely risks to the individual and to other members of the crew. The medical staff at the Health Lodge may place some restrictions on activities (rock-climbing, horse riding, etc.) for those individuals who are approved for participation but whose seizures are incompletely controlled.

ASTHMA

Asthma should be well-controlled before coming to Philmont. Well-controlled asthma means: 1) the use of an inhaler less than once daily; 2) no need for nighttime treatment with an inhaler. Well controlled asthma may include the use of long-acting bronchodilators, inhaled steroids or oral medications such as Singulair. You must meet these guidelines in order to participate. You will not be allowed to participate if: 1) you have exercise asthma not prevented by medications; or 2) you have been hospitalized or have gone to the emergency room to treat asthma in the past 6 months; or 3) you have needed treatment with oral steroids (prednisone) in the past 6 months. You must bring a 15 day supply of your medications and a spare inhaler that are not expired. At least one other member of the crew should know how to recognize signs of worsening asthma or an asthma attack, and should know how to use the inhaler. Any person who has needed treatment for asthma in the past 3 years must carry an inhaler on the trek. If you do not bring an inhaler, you must buy an inhaler at Philmont before you will be allowed to participate.

ALLERGY OR ANAPHYLAXIS

Allergy shots may be given to persons on a maintenance dose and who have not had an anaphylactic reaction. You must bring your own medications. Philmont staff may not be able to give allergy shots while persons are on their trek. Persons who have had an anaphylactic reaction from any cause must contact Philmont before coming. If you are allowed to participate, you will be required to have appropriate treatment with you. You and at least one other member of your crew must know how to give the treatment. If you do not bring appropriate treatment with you, you will be required to buy it at Philmont before you will be allowed to participate.

RECENT MUSCULOSKELETAL INJURIES AND ORTHOPEDIC SURGERY

Every Philmont participant will put a great deal of strain on feet, ankles, and knees. Participants who have had orthopedic surgery, including arthroscopic surgery or significant musculoskeletal injuries, within the past six (6) months, find it difficult or impossible to negotiate Philmont's steep rocky trails. Individuals with significant musculoskeletal problems (including back problems) or recent orthopedic surgery/injuries, must have a letter of clearance from their orthopedic surgeon or treating physician to be considered for approval to backpack at Philmont. Permission is not guaranteed. A person with a cast on any extremity may participate only if approved by a Philmont physician. Ingrown toenails are a common problem and must be treated 30 days prior to arrival.

PSYCHOLOGICAL AND EMOTIONAL DIFFICULTIES

A psychological disorder does not necessarily exclude an individual from participation. Parents and advisors should be aware that a Philmont trek is not designed to assist participants to overcome psychological or emotional problems. Experience demonstrates that these problems frequently become magnified, not lessened, when a participant is subjected to the physical and mental challenges of a trek at high elevation, carrying a heavy backpack over steep, rocky trails. Any condition should be well controlled without the services of a mental health practitioner. Under no circumstance should medication be stopped immediately prior to a Philmont trek and medication should be continued while at Philmont. Participants requiring medication must bring an appropriate supply for the duration of the trip.

MEDICATIONS and IMMUNIZATIONS

Each participant at Philmont who has a condition requiring medication should bring an appropriate supply for the duration of the trip. The pharmacy at the Health Lodge is limited and the identical medications may not be available. In certain circumstances duplicate or even triplicate supplies of vital medications are appropriate. People with an allergy to bee, wasp or hornet stings must bring an EpiPen or equivalent that has not expired, with them to Philmont. Philmont cannot guarantee the delivery of any medication for participants in a backcountry program. Please call Philmont if you have any questions. Philmont recognizes the right of a Scout not to have immunizations, etc. because of religious beliefs. However, a statement signed by the parents is required, indicating that the Scout is free from contagious disease and is able to physically tolerate the altitude and terrain as described in this form. Write Philmont for a copy of the statement.

PHILMONT WEIGHT LIMITS FOR BACKPACKING AND HIKING

Each participant in a Philmont trek must not exceed the maximum acceptable limit in the weight for height chart shown below. The right hand column shows the maximum acceptable weight for a person's height in order to participate in a Philmont trek. Those who fall within the limits are more likely to have an enjoyable trek and avoid incurring health risks. Every Philmont trek involves hiking with a 35-50 lb. backpack between 6,500 and 12,500 ft. elevations. Philmont recommends that participants carry a pack weighing no more than 25-30% of their body weight.

Participants 21 years and older who exceed the maximum acceptable weight limit for their height at the Philmont medical recheck WILL NOT be permitted to backpack or hike at Philmont. For example, a person 70 inches tall cannot weigh more than 226 lbs. All heights and weights will be measured in stocking feet.

For participants under 21 years of age who exceed the maximum acceptable weight for height, the Philmont physicians will use their best professional judgment in determining participation in a Philmont trek. Participants under 21 years of age are strongly encouraged to meet the weight limit for their height. Exceptions are not made automatically and discussion in advance with Philmont is required regarding any exception to the weight limit for persons under 21 years of age, whether it is over or under. Philmont will consider up to 20 lbs. over the maximum acceptable as stated on the chart, however, the exception will never exceed 295 lbs. Philmont's phone number is 575-376-2281.

The maximum weight for any participant in a Cavalcade Trek and for horse rides is 200 lbs. Under no circumstances will any individual weighing more than 295 pounds be permitted to participate in backcountry programs. This requirement is necessary because of limitations of rescue equipment and for safety of search and rescue personnel.

Individuals who do not meet Philmont's weight for height requirements will not be allowed on the trail and will be sent home.

Height (inches)	Recommended Weight (lbs)	Allowable Exception	Maximum Acceptable
60	97 - 138	139-166	166
61	101-143	144-172	172
62	104-148	149-178	178
63	107-152	153-183	183
64	111-157	158-189	189
65	114-162	163-195	195
66	118-167	168-201	201
67	121-172	173-207	207
68	125-178	179-214	214
69	129-185	186-220	220

Height (inches)	Recommended Weight (lbs)	Allowable Exception	Maximum Acceptable
70	132-188	189-226	226
71	136-194	195-233	233
72	140-199	200-239	239
73	144-205	206-246	246
74	148-210	211-252	252
75	152-216	217-260	260
76	156-222	223-267	267
77	160-228	229-274	274
78	164-234	235-281	281
79 & over	170-240	241-295	295

This table is based on the revised Dietary Guidelines for Americans from the U.S. Dept. of Agriculture and the Dept. of Health & Human Services.

PHYSICAL PREPARATION FOR A PHILMONT TREK

To enjoy the Philmont experience participants must be physically prepared to carry a 35 - 50 lb. pack over steep, rocky trails at elevations ranging from 6,500 to 12,500 feet. A regular program of physical conditioning for at least three to six months prior to taking a trek is essential. A longer period is required for those unaccustomed to physical exercise.

The first step is to have each participant get a physical examination from their physicians on the 2010 Philmont Health and Medical Record provided by Philmont to each crew. We will mail the medical forms in fall of 2009. Sign the **AUTHORIZATION FOR PARTICIPATION, MEDICAL CARE, AND DISCLOSURE OF HEALTH INFORMATION** at the bottom of page 4, complete the health history on page 5 of the form and schedule a physical exam.

Staff physicians at Philmont reserve the right to deny access to the trails to any adult or youth on the basis of the physical recheck at Philmont. All medical evaluation forms will be checked by Philmont medical staff. Areas of concern include, but are not limited to: heart disease, seizure disorder, sickle cell anemia and hemophilia. Blood pressure with or without medication must be less than 160/100 for any participant to be permitted to hike on Philmont. If there are any doubts after the individual has had a physical examination, contact Philmont.

A program of regular aerobic exercise is highly recommended to become physically conditioned for Philmont. Plan to exercise for 30 to 60 minutes 3 to 5 times a week.

Jogging, running uphill, long flights of stairs or walking along abandoned railroad tracks, and hiking with a full pack are excellent preparation. How fast you run or how far you go is not nearly so important as regular exercise. Other aerobic exercises such as swimming, bicycling, stationery cycling and aerobic exercise classes can supplement your training. Start slowly and gradually increase the duration and intensity of your exercises. Start a journal to record your progress. If anyone has questions have them contact their family physician or exercise physiologist.

Backpacking is the best way to prepare for a Philmont trek. It is highly recommended that everyone in a Philmont crew fulfill the requirements for Backpacking Merit Badge. These include three 15 mile treks with two overnights each and one 5 day backpacking trek covering at least 30 miles. Fulfilling these requirements will enable you to enjoy a Philmont trek. The Venture Backpacking pamphlet also has excellent tips for preparing for a Philmont trek. Be Prepared!

Select a hilly area for your training. Start with a short hike and a light pack. Increase the mileage and your pack weight as your training progresses. It is important to hike often enough while carrying a pack and wearing the boots which you will use at Philmont to toughen your feet and to break in your boots.

Most of the crews that participate indicate on their evaluation forms that additional physical training by all members of their crew would have been helpful.

SUGGESTED CONDITIONING PROGRAM

<u>MONTH</u>	<u>CONDITIONING</u>
DECEMBER/ JANUARY	Complete health history on individual medical form and get parental approval (signature). Be examined by a physician or osteopath. Call attention of the physician to the note on the medical form that describes the rigors of a Philmont trek and to the box that indicates areas of medical concern. Ask the physician about any special medical needs or areas of concern. If overweight, get physician's recommendation on how to lose weight through dieting and exercise. Walk, jog in place, swim or pedal exercise bike indoors for 20 minutes or more at least 3-5 times a week. Gradually increase the length and the intensity of exercises. Purchase a pair of quality hiking boots. A pair of boots 6 to 8 inches high with sturdy soles are recommended. Wear your boots to school or work and when walking anywhere to break them in and to condition yourself.
FEBRUARY/ MARCH	When weather permits jog, run or walk outdoors. Start with 20 minute sessions and gradually increase the length and the incline or speed. While walking begin to carry your backpack and gradually add weight to it.
APRIL/MAY	Continue exercising. Schedule a couple of 5 -10 mile day hikes and at least two overnight backpacking treks of 10 - 20 miles. Plan the second trek to cover more rugged terrain or increase the mileage. Whenever possible, hike in the boots you will use on the trail and carry your backpack.
JUNE/JULY	Continue exercising right up to the day you depart for Philmont. Come to Philmont in top physical and mental condition ready for backpacking a 35 to 50 pound pack over steep, rugged trails at high elevations (6,500 to 12,500 feet.)

SPECIAL FOOD NEEDS FOR ALLERGIC OR RELIGIOUS REASONS

Philmont trail food is, by necessity, a high-carbohydrate, high-caloric diet. The menu provides between 2,700 and 3,100 calories per person per day. It is high in wheat, milk products, sugar and corn syrup, and artificial coloring/flavoring. If an individual is allergic to some food products or requires a special diet, suitable trail food must be purchased at home and brought by that individual to Philmont.

Package each day's meals separately and write the person's name and expedition number on each package. Upon arrival at the ranch, give the food to your Ranger who will take it to Logistics. Arrangements will be made to transport it to the appropriate backcountry commissaries for your crew. There is no fee reduction for individuals who bring their own food.




Appropriate substitutions can be arranged for food served in the dining hall by speaking with the dining hall manager prior to arrival at Philmont.

Philmont asks that food substitutions be only for medical (including allergies) or religious reasons. Your cooperation is appreciated. If there is any question about food substitutions or to obtain a copy of the Philmont menu and ingredients list, please contact Philmont by phone at 575-376-2281 or email: camping@philmontscoutranch.org. The menu and ingredient list for 2010 will be available in April of 2010.

KOSHER TRAIL MENU

A Kosher/Halal Trail Menu is available and is based, as much as possible, on the standard Philmont Trail Menu. This allows for a higher level of practicality, since it will permit the Jewish and Muslim Scout to share the same foods (in many instances) as other members of their crew, reducing the amount of extra food that needs to be packed into the backcountry and allowing more social interaction through shared food at meal time.

The *My Own Meal* products are used for the dinners and need only to be immersed in boiling water for 5 minutes to be ready, requiring very little clean-up afterwards. All of the meat products used in *My Own Meal* are Glatt Kosher and are Halal. Philmont has kosher vessels (ie. brand new and not used) available. We recommend that Jewish and Muslim Scouts either bring their own trail stove or purchase one here, so that they do not have to wait for a crew stove to boil their water and, thus, not eat at the same time as their crew members.

Most, but not all, of the products currently in use at Philmont have a , , or  kosher or are clearly marked Halal. While they should be adequate to fulfill the religious dietary requirements of most of our Jewish and Muslim Scouts, if it is important for you to have certification on all food products, you should consider bringing all food from home. Please request the trail menu from Philmont as a guide on what to bring.

Much care has been placed on insuring the separation of meat and dairy at any given meal. For example, dried fruit has been substituted for the regular desserts in several suppers because the regular desserts contain milk or whey. Philmont feels it is important that the Scout have meat protein available at that point in the trek. Some dinners have been made vegetarian or cheese so that the Scout can also enjoy a dairy dessert with that meal.

When practical, we can arrange one or more food pick-ups in the backcountry so that Jewish and Muslim Scouts do not have to carry all their food with them from the beginning of the trek. These can be arranged to occur at the same times and places as the regular crew food pick-ups. Your Ranger will help make these arrangements.

If you have questions or concerns, please direct them in writing to the Philmont Jewish Chaplain or the Philmont Director of Program.

PROMOTIONAL HELP

Philmont has two DVD's that can be helpful in preparing for and promoting the Philmont Experience: "Keys to A Successful Wilderness Adventure" and "Philmont 2006". Check with your local Scout service center to borrow a copy or contact Philmont's Mail Order department at the Tooth of Time Traders to order your own copy. Your local council has copies of all Philmont's printed material or you may call or email Philmont to obtain brochures. (575-376-2281 or camping@philmontscoutranch.org) Both DVD's are available at www.toothoftimetraders.com.

TRADING POST

The Tooth of Time Traders (Philmont Scout Ranch's trading post) carries gear that will cover all of your crew gear and personal equipment needs as well as Philmont's souvenirs. To sign up for email updates and mailings, go to www.toothoftimetraders.com and register your account today. If you want further information or have any questions, you can email toothoftimetraders@scouting.org.

Please visit the official Philmont Store at: www.toothoftimetraders.com.

PRESERVING THE PHILMONT WILDERNESS

Philmont is a magnificent wilderness camping area with an immense network of trails and camps tied together by service roads designed for service and protection of both campers and land.

Each camper and advisor is asked to sign the PHILMONT WILDERNESS PLEDGE which declares that he or she will do everything possible to preserve the beauty and wonder of the Philmont Wilderness through good Scout camping. It is expected that Philmont campers will carry this pledge to all camping areas that they might visit throughout America.

The major areas of emphasis involved in the PHILMONT WILDERNESS PLEDGE are:

LITTER/GRAFFITI - Each camper should make sure that all trails and campsites are left neat and clean. Camping Headquarters should be left in a like manner.

WILDLIFE - Respect wild (and domestic) animals. Do not feed or harass any wild animals.

WATER - Remember, you are in a land where water is scarce and very precious. Conservation and wise use of water has been practiced since the first person entered this land. You should never bathe or do laundry or dishes in or near a spring or stream. Do not throw rocks in springs or touch any solar pumps. They are easily damaged and the flow of water can be disrupted.

TRAILS - Pledge yourself to respect all trails of Philmont. Do not cut green boughs or trees, or mark them. Do not cut across switchbacks, and do not alter or change trail signs.

CAMPsites - Each crew is responsible for leaving a neat and orderly campsite. Whether it be in Camping Headquarters, staffed camps, or non-staffed camps, your campsite should be left litter-free with its latrine and sump clean. Fires must be left DEAD OUT. Leave a courtesy woodpile when possible.

Philmont typically serves 22,000 Scouts, Venturers and their Advisors each year. Consequently, some trails and camps, especially around commissaries, are subjected to heavy use. Nevertheless, it is not the wear of so many pairs of boots that mar Philmont. It is the carelessness and thoughtlessness of inconsiderate Scout Campers. It is our sincere hope that through your commitment to the PHILMONT WILDERNESS PLEDGE, Philmont will always remain a beautiful and clean place to enjoy high adventure.

Coinciding with the wilderness pledge is a practice at Philmont called "Low Impact" or "Leave No Trace" camping. For Philmont to survive intense backcountry use year after year, each participant must make a personal commitment to the environment. However, we realize that there will be some High Impact areas in Philmont's backcountry due to the number of participants in our program each year.

The philosophy of "Low Impact" or "Leave No Trace" is that we leave minimum evidence of our passing in the wilderness. In other words, a conscientious camper should erase any sign of a camp. It is the genuine desire of the Philmont staff to instill the "Low Impact" or "Leave No Trace" philosophy into our participants. We hope they carry this way of camping into other primitive and delicate areas around the nation. Take with you precious memories, leaving only footprints.

PHILMONT GLOSSARY

EXPEDITION NUMBER - the number assigned to a chartered unit expedition or council contingent expedition by the Philmont Camping Registrar to identify an expedition and its crews. A crew arriving at Philmont on June 20 will be assigned a 620 number along with a letter of the alphabet (e.g., 620-A, 620-B, etc.). A multicrew expedition will be numbered further (e.g., 620-A-1, 620-A-2, etc.). Please use your correct expedition number in all correspondence with Philmont.

ARRIVAL DATE - reservations made with Philmont designate the arrival date at Philmont. Each expedition hits the trail the day after its arrival and returns on its twelfth day.

DEPARTURE DATE - operating daily with a 12-day cycle, departure from Philmont is on the morning of the thirteenth day. Arrival day is day one.

COUNCIL CONTINGENT - a provisional expedition composed of Scouts, Varsity Scouts and/or Venturers and leaders from a district or council. Contingents with multiple crews should designate a contingent advisor, responsible for transportation (lodging, meals, tours, etc.) and serves as the liaison for the group.

CHAPLAIN AIDE - a youth member who accepts responsibility to conduct appropriate religious activities during the trek.

CHARTERED UNIT - an expedition composed of members from a chartered Boy Scout Troop, Varsity Team or Venturing Crew with its own registered leadership.

CREW - a group varying in size from 7 to 12 people. Youth must be in the majority and no more than 4 adults.

COED CREW - a Venturing Crew with male and female participants. Must have adult male and female advisors at least 21 years of age.

CREW LEADER - a member of a crew and elected by the crew to be its leader. This is the same relationship a patrol leader has to a patrol. Ideally this young person will have attended council junior leader instructor training or a previous Philmont trek.

ADULT ADVISOR - each crew is required to have at least two adult leaders, one of whom must be at least 21 years of age. The second adult must be at least 18 years of age. There are no gender restrictions for adult leadership. The advisors' role is primarily coaching, counseling and advising the crew leader. During emergencies the advisor may assume direct leadership of the crew.

RANGER - upon arrival at Philmont, each crew will be met by a Philmont Ranger. The Ranger stays with the crew for three days serving as guide and trainer in camping and teamwork skills.

ITINERARY - each crew has an itinerary which is the hiking schedule for the 10 days on the trail. The itinerary outlines the trails to be taken and the crew's daily destination (either staffed or unstaffed camps.) The itinerary will be selected after receiving the March mailing of the *2010 Trek Itinerary Guide*.

MOUNTAIN CAMPS - these may be camps with a staff (camp director and three or more program staff) or unstaffed trail camps. Dry camps are trail camps with no water.

SHORT TREKS – expeditions that arrive on August 10, 11, or 12 (9-day treks); August 13 (8-day treks); or August 14 (7-day treks). Special procedures for selecting an itinerary for a short trek will be outlined in the Advisor's Kit distributed March 15, 2010.

SPECIAL INDIVIDUAL TREK EXPERIENCES

RAYADO TREK - Older Scouts and Venturers (not coed crews) who have mastered basic outdoor skills should consider applying for the challenging and selective Rayado Trek program. Rayado participants will experience more of Philmont's backcountry and will have program opportunities not available to Expedition campers. Rayado is unparalleled for developing outdoor leadership, group dynamics, wilderness problem solving and advanced outdoor skills. A Rayado Trek encourages participants to attain a high level of personal growth and self-reliance. Rayado is a twenty (20) day program. Participants depart the morning of the twenty-first (21st) day (July 9 and August 6 are departure dates).

2009 Dates: Sessions #1: June 19 – July 9 #2: July 17 – August 6

Cost: \$675 Length: 20 days and nights
Age: 15 by program start date, but not 21 by its conclusion

=====

2010 Dates: Sessions #1: June 19 – July 9 #2: July 17 – August 6

Cost: \$700 Length: 20 days and nights
Age: 15 by program start date, but not 21 by its conclusion

TRAIL CREW TREK (New in 2007) – The Trail Crew Trek Program will feature an intense trail building training course while hiking through the Ranch. Participants will learn the newest “best practices” of trail construction and maintenance and will be introduced to the William T. Hornaday Conservation Award. Leadership skills, Leave No Trace techniques, and advanced outdoor skills will also be part of the program. The Trail Crew Trek is a fourteen (14) day program. Participants depart the morning of the fifteenth (15th) day (June 22 and August 10 are departure dates).

**2009 Dates: Sessions #1 and #2: June 9 – 23 (one session will be coed)
#3 and #4: July 28- August 11 (both sessions coed)**

Cost: \$290 Length: 14 days and nights
Age: 16 by program start date, but not 21 by its conclusion

=====

**2010 Dates: Sessions #1: June 9 – 23 (session will be coed)
#2: July 28- August 11 (session will be coed)**

Cost: \$305 Length: 14 days and nights
Age: 16 by program start date, but not 21 by its conclusion

ROCS (Roving Outdoor Conservation School) - The Roving Outdoor Conservation School is an exciting program for Scouts and Venturers who have an interest in conservation and natural resource management. As the crew hikes the ranch, the participants will camp in many of the different forest types and participate in activities in some of the following areas: forestry, fire ecology, fisheries management, wildlife management, geology, watershed management and range management. The crew will work on a number of conservation projects on Philmont property and other land that the Ranch has a special use permit for, including the U.S. Forest Service Valle Vidal Unit. ROCS is a twenty-one (21) day program. Participants depart the morning of the twenty-second (22nd) day (July 7, 14, 21, 28, & Aug 4 are departure dates)

**2009 Dates: Sessions #1: June 16 - July 7 #2: June 23 - July 14
#3: June 30 - July 21 (Female Session) #4: July 7 - 28 #5: July 14- Aug 4**

Cost: \$435 Length: 21 days and nights
Age: 16 by program start date, but not 21 by its conclusion

=====

**2010 Dates: Sessions #1: June 16 - July 7 #2: June 23 - July 14
#3: June 30 - July 21 (Female Session) #4: July 7 - 28 #5: July 14- Aug 4**

Cost: \$455 Length: 21 days and nights
Age: 16 by program start date, but not 21 by its conclusion

SPECIAL INDIVIDUAL TREK EXPERIENCES - Continued

RANCH HANDS - Ranch Hands is a program for Scouts and Venturers who have knowledge of horsemanship and horse care and want to expand their skills and experience. The Ranch Hand crew will spend eight days working in the horse department hauling hay, saddling, daily chores and other horse program tasks. Then they will participate in their own special Cavalcade itinerary trek for eight days. Ranch Hands is a sixteen (16) day program. Participants depart the morning of the seventeenth (17th) day (July 23 is a departure date).

2009 Dates: One Session Only: July 7 - July 23

Cost: \$150 Length: 16 days and nights
Age: 16 by program start date, but not 21 by its conclusion

=====

2010 Dates: One Session Only: July 7 – July 23

Cost: \$150 Length: 16 days and nights
Age: 16 by program start date, but not 21 by its conclusion

ORDER OF THE ARROW TRAIL CREW - The Order of the Arrow is offering an opportunity for Arrowmen to join together in cheerful service and the formation of lasting brotherhood on the trails at Philmont. The first week focuses on trail construction and maintenance under the guidance of Philmont trail crew foremen. The second week is a seven day backpacking trek that is designed by the participants. The Trail Crew Trek is a fourteen (14) day program. Participants depart the morning of the fifteenth (15th) day (June 22, 29, July 6, 13, 20, 27, August 3, 10, 17 are departure dates).

2009 Dates: Sessions #1: June 8 - 22 #2: June 15 - 29 #3: June 22 - July 6

#4: June 29 - July 13 #5: July 6 – 20 #6: July 13 – 27

Cost: \$200 Length: 14 days and nights
Age: 16 by program start date, but not 21 by its conclusion

=====

2010 Dates: Sessions #1: June 8 - 22 #2: June 15 - 29 #3: June 22 - July 6

#4: June 29 - July 13 #5: July 6 – 20 #6: July 13 – 27

#7: July 20 – August 3 #8: July 27 – August 10 #9: August 3 - 17

Cost: \$200 Length: 14 days and nights
Age: 16 by program start date, but not 21 by its conclusion

For additional information about any of these special individual Philmont Experiences please contact Philmont Scout Ranch at 575-376-2281 or camping@philmontscoutranch.org

EQUIPMENT LISTS FOR PHILMONT EXPEDITIONS

To help prepare for your adventure, Philmont recommends the following personal and crew equipment. Any updates to these lists will be in the pocket sized Guidebook to Adventure that your crew will receive in the March 2010 Advisor Kit.

YOUR PERSONAL EQUIPMENT	Check	Double Check
Packing		
pack with padded hip belt (rental available)...	_____	_____
capacity: external frame—4000 cu in +/-		
internal frame—4800 cu in +/-		
*pack cover—waterproof nylon.....	_____	_____
*6 to 12 (gallon size) Ziploc plastic bags to pack clothes.....	_____	_____
Sleeping		
sleeping bag in stuff sack lined with plastic bag.....	_____	_____
sleep clothes—worn only in sleeping bag (T-shirt and gym shorts).....	_____	_____
*straps to hold sleeping bag on pack.....	_____	_____
*foam sleeping pad (closed cell or Therma-Rest).....	_____	_____
CLOTHING		
Layer A (Hiking Clothes)		
hiking boots—well broken in.....	_____	_____
lightweight sneakers or tennis shoes.....	_____	_____
*3 pairs heavy socks.....	_____	_____
*3 pairs lighter inner socks (polypro).....	_____	_____
3 changes underwear.....	_____	_____
*2 hiking shorts.....	_____	_____
*2 short sleeve shirts (not nylon).....	_____	_____
*1 hat or cap—flexible, with brim.....	_____	_____
Layer B (Cool Evening)		
*1 long sleeve shirt (wool or synthetic).....	_____	_____
*1 long pants, cotton or nylon (not heavy jeans)	_____	_____
*1 pair insulated underwear (polypro).....	_____	_____
Layer C (Cold)		
*1 sweater or jacket (wool or polar fleece)...	_____	_____
*1 stocking cap (wool or polypro).....	_____	_____
*1 glove liners or mittens (wool or polypro)..	_____	_____
Layer D (Cold, Wet, Windy)		
*1 sturdy rain suit (A).....	_____	_____
Eating		
*deep bowl (small, plastic).....	_____	_____
*cup (measuring style).....	_____	_____
*spoon.....	_____	_____
*3 or 4 - one qt. water bottles (BB, A).....	_____	_____

YOUR PERSONAL EQUIPMENT	Check	Double Check
Personal and Miscellaneous		
*small pocketknife (A).....	_____	_____
*matches and lighter in waterproof container (BB, A).....	_____	_____
*flashlight (small with extra batteries and bulb)	_____	_____
*Philmont map (A).....	_____	_____
*compass—liquid-filled (A).....	_____	_____
*2 bandannas or handkerchiefs (BB).....	_____	_____
money (\$10-\$20 in small bills).....	_____	_____
*lip balm (BB, A) (with SPF of 25)	_____	_____
chapstick.....	_____	_____
*soap, biodegradable (BB, S).....	_____	_____
*toothbrush/toothpaste (BB, S).....	_____	_____
*small camp towel.....	_____	_____
*tampons/sanitary napkins (BB).....	_____	_____
*sunglasses (inexpensive).....	_____	_____
*ditty bag (for personal items in bear bag)...	_____	_____
Optional		
*camera and film or memory cards (BB).....	_____	_____
*whistle.....	_____	_____
watch, inexpensive.....	_____	_____
*fishing equipment/licenses.....	_____	_____
*postcards, pre-stamped.....	_____	_____
rubber bands (large for packing).....	_____	_____
*foot powder (BB, S).....	_____	_____
*note pad and pen.....	_____	_____
*daypack for side hikes (S).....	_____	_____
NO RADIOS, CD/MP3 PLAYERS, VIDEO GAME DEVICES OR HAMMOCKS		
CELLULAR TELEPHONES ARE DISCOURAGED		
DO NOT BRING DEODORANT		
Code		
*Available at Philmont's Tooth of Time Traders		
(BB) — Packed together in plastic bag to be placed in bear bag at night		
(S) — Share with buddy		
(A) — Easily accessible in pack or carried on person		

CREW EQUIPMENT ISSUED AT PHILMONT

Each crew of 7-12 persons is issued the following equipment free of charge (except for damage or replacement charges when returned)

Person

Responsible

- _____ 1 nylon dining fly 12'x12'
weight about 4 pounds
- _____ 2 collapsible poles for dining fly
weight about 1 pound
- _____ 1 BSA Philmont backpacker nylon
tent with poles (1 per each 2 persons),
weight about 5½ pounds
- _____ 1 trail chef kit:
6 pounds or 4 pounds
8-quart pot 6-quart pot with lid
4-quart pot with lid 4-quart pot with lid
2-quart pot with lid 2-quart pot with lid
1 fry pan 1 fry pan
- _____ 1 chef cutlery kit: 1 large spoon, 1 large spatula,
weight about ½ pound
- _____ 1 pair hot-pot tongs, weight about ½ pound
- _____ 1 extra 8-quart pot for washing dishes,
weight about 1 pound
- _____ plastic trash bags, salt and pepper
- _____ dishwashing soap, hand sanitizer
- _____ scrub pads
- _____ water purification chemical
- _____ 100-foot length of ¼ inch nylon rope
weight about 2½ pounds
- _____ 3 - 6 bear bags (for hanging food)
weight about 1½ pounds
- _____ plastic strainer and rubber scraper,
weight about ½ pound
- _____ toilet paper

EQUIPMENT PROVIDED BY CREW

Necessary items of equipment for each crew of 7-12 persons to bring to Philmont or to purchase include these:

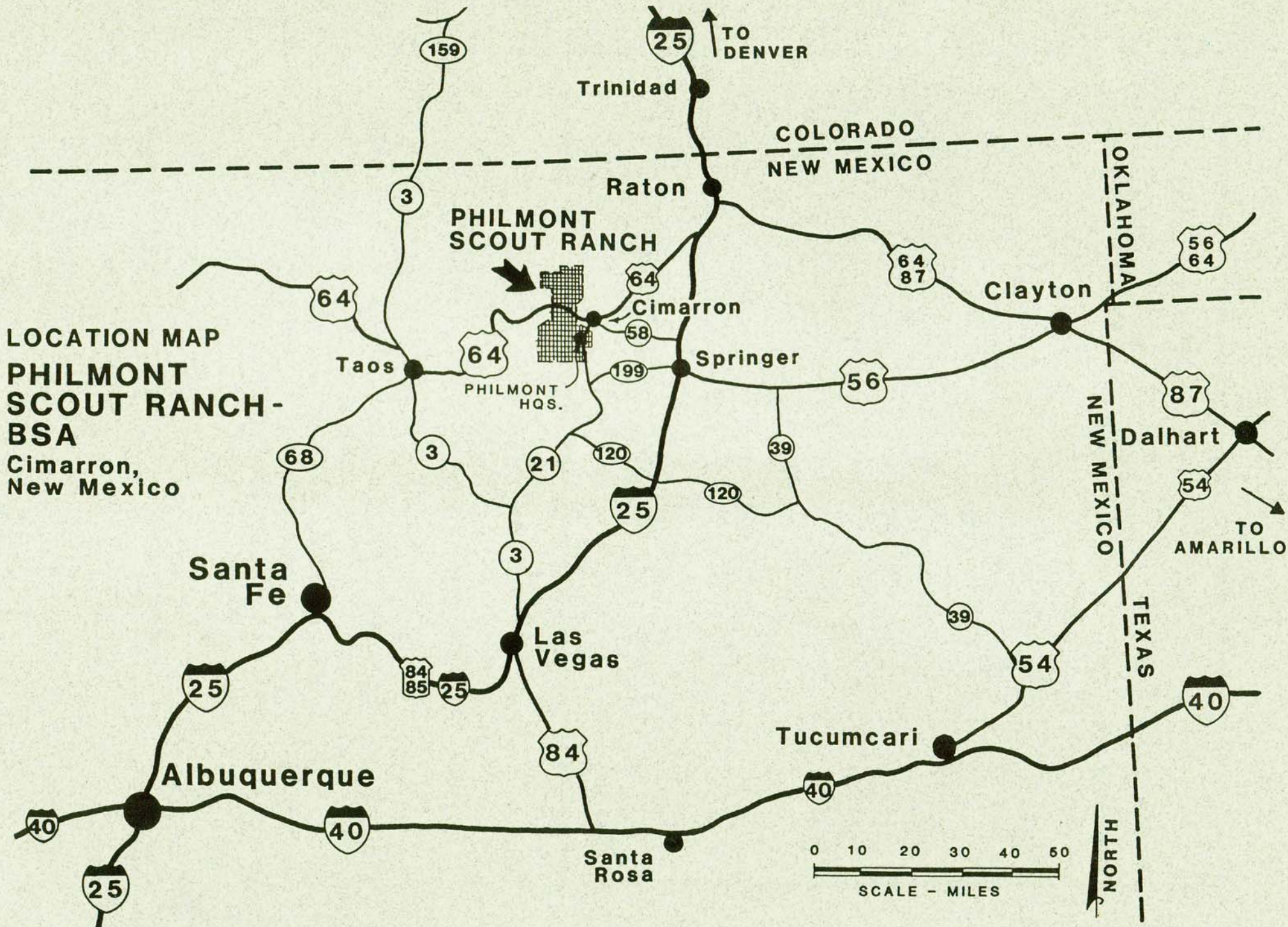
- _____ 1 sewing kit with heavy thread and needle
- _____ *metal tent pins, 10 per person
- _____ *2-3 collapsible water containers,
2 1/2 gal. each
- _____ *2 or 3 backpacking stoves
- _____ *2 one-quart fuel bottles and funnel
- _____ 1 crew first aid kit—see **page 38-39** (BB)
- _____ *duct tape for equipment repair (BB)
- _____ spices for cooking (optional) (BB)
- _____ padlock for your crew locker (extra security)
- _____ *waterproof ground cloth, 5'6"x7'6",
1 per tent
- _____ *3 fifty ft. ⅛" nylon cord
- _____ *sunscreen and shampoo (BB)
- _____ *insect repellent—not aerosol (BB)
- _____ *2 or 3 water purifiers/filters (recommended)
- _____ 1 multi-type tool
- _____ *Philmont sectional maps
- _____ *1 bottle sunscreen, at least 25 spf (BB)
- _____ *1 camp shovel/trowel

*Available at Philmont Trading Post

(BB) Packed in plastic bag to be placed in bear bag at night
Additional supplies may be required for your trip to and from
Philmont


INDEX

SUBJECT	PAGE#
ACCOMMODATIONS	13
ADULT LEADERSHIP	1
ADVISOR'S KIT	5
ARRIVAL/DEPARTURE	10
BUDGET WORKSHEET	7
BUS SERVICE – PHILMONT	12
CHRONIC ILLNES	15-18
ASTHMA	17
CARDIOVASCULAR	16
DIABETES	16
EXCESSIVE WEIGHT	17
HYPERTENSION	16
MEDICATIONS	17
ORTHOPEDIC SURGERY	17
PSYCHOLOGICAL	17
SEIZURES	17
CONDUCT	2
COUNCIL/UNIT PREPARATION PLAN	8,9
CPR	3
CREW ORGANIZATION	4
CREW SIZE	4
EQUIPMENT LISTS	25-26
FEES	6
FOOD NEEDS	20
GLOSSARY	22
HAZING	2
HEALTH & MEDICAL RECORD	2
IMMUNIZATIONS	3
INDIVIDUAL TREK EXPERIENCES	23-24
INSURANCE - CAMPER'S	10
KOSHER TRAIL MENU	20
PARENT'S RALLY	14
PHYSICAL PREPARATION/CONDITIONING PROGRAM	19-20
PROMOTIONAL HELP	21
RISK ADVISORY	15
SECURITY	10
SCHOLARSHIPS	6
TOUR PERMIT	12
TRANSPORTATION	11-12
UNIFORMS	5
WEIGHT LIMITS	18
WILDERNESS FIRST AID CERTIFICATION	3
WILDERNESS PLEDGE	21
YOUTH PARTICIPANTS	1
YOUTH PROTECTION	2



LOCATION MAP
PHILMONT
SCOUT RANCH -
BSA
 Cimarron,
 New Mexico

0 10 20 30 40 50
 SCALE - MILES





100 YEARS OF SCOUTING

Celebrating the Adventure ☆ Continuing the Journey

2010 will make the 100th Anniversary of the Boy Scouts of America. Philmont Scout Ranch has been an important part of Scouting's heritage for 72 years, since Waite Phillips made his first donation of land in 1938. Every participant at Philmont during the summer of 2010 will have an opportunity to experience the celebration by taking part in a variety of activities throughout the trek.



PHILMONT

17 Deer Run Road
Cimarron New Mexico 87714
575.376.2281